



EUROPEAN
CANCER
PATIENT
COALITION

FINANCIAL REPORT

2017

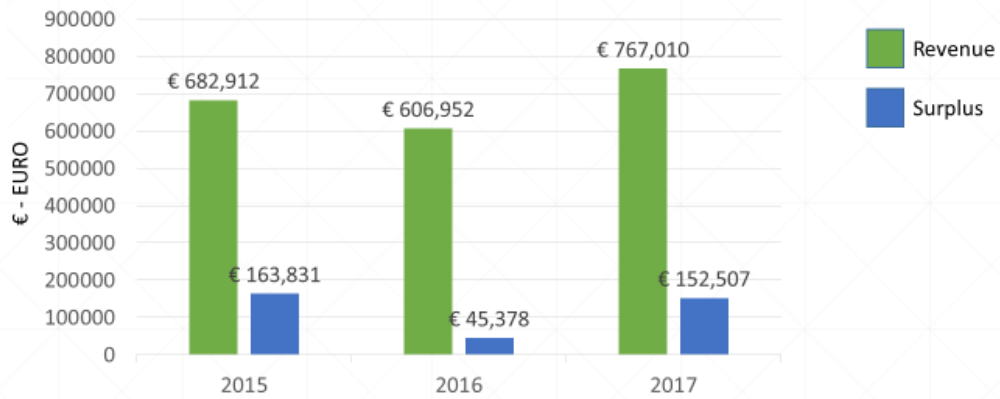
“Nothing about us, without us!”

2017 Revenue

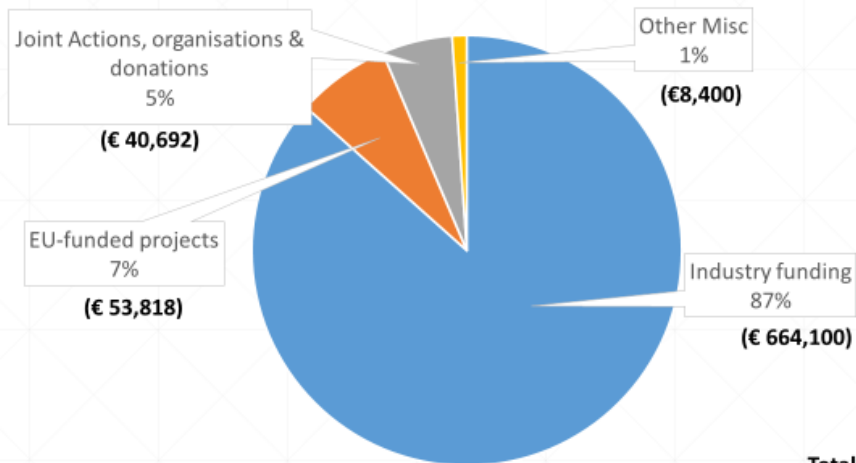


For the financial year 2017, the revenue from different sources amounted to a total of **€ 767,010**.

Running costs, human resources, operational costs and implementation of projects during 2017 came to a total of **€ 614,503**.

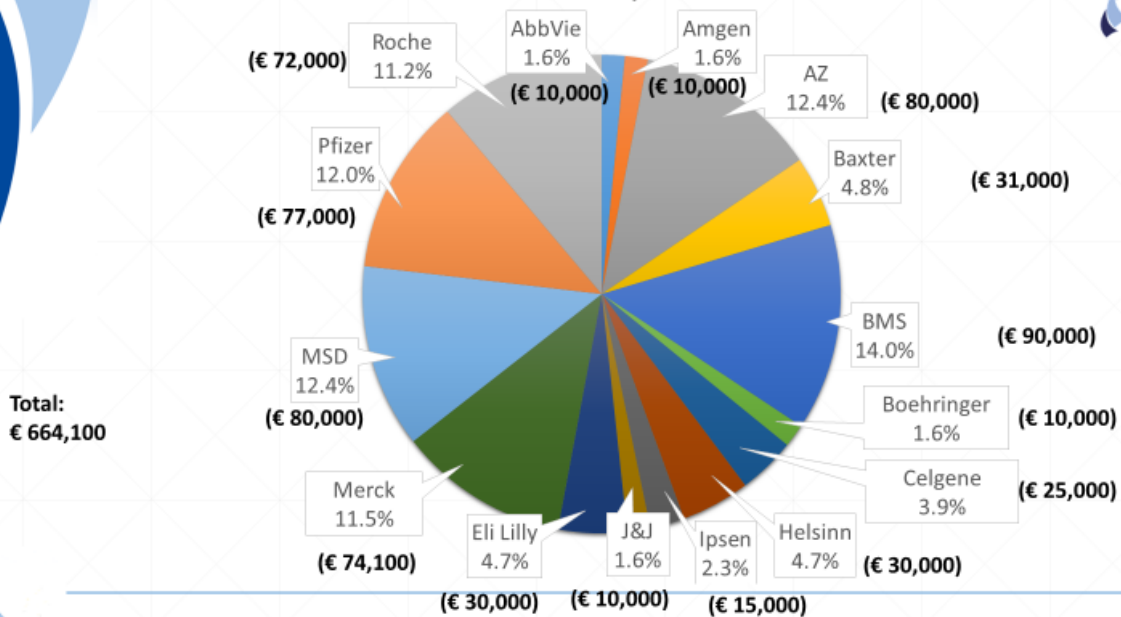


2017 Revenue by type

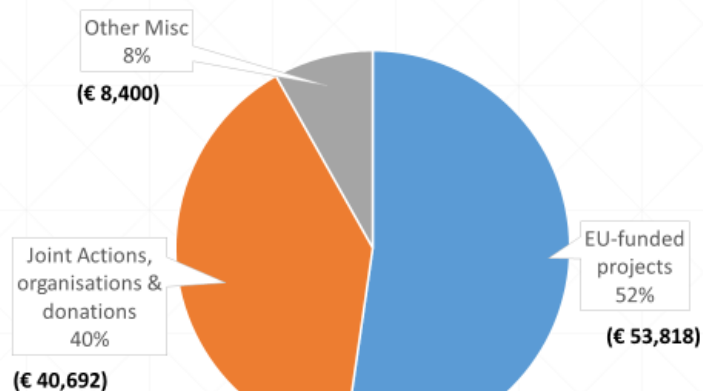


Total:
€ 767,010

2017 Industry Revenue

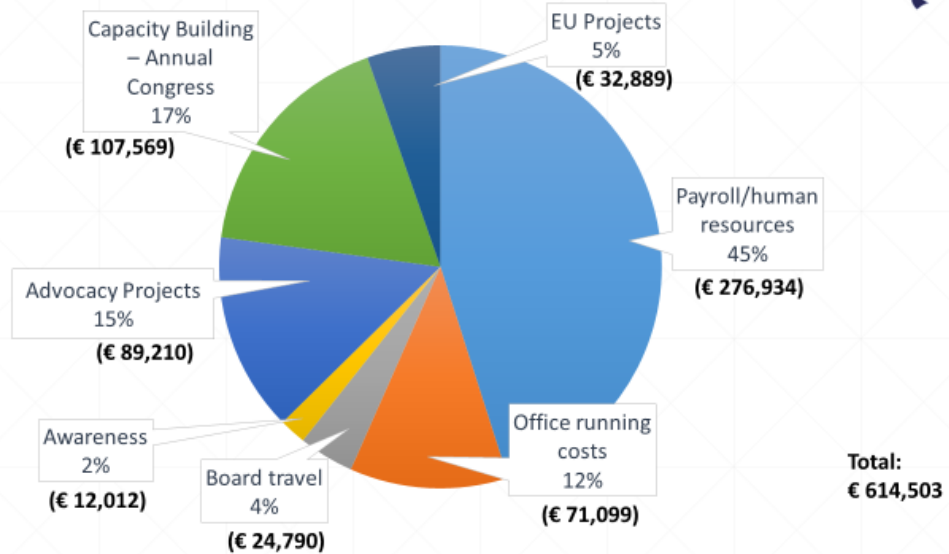


2017 Non-Industry Revenue



Total:
€102,910

2017 Expenses by type



Reporting of expenses in 2017

- All projects and activities have budgets
- Project budgets are created BEFORE the project starts
- BEFORE an event, staff members check what the available budget is
- Every project or activity has a **project code**, with which the expense is linked

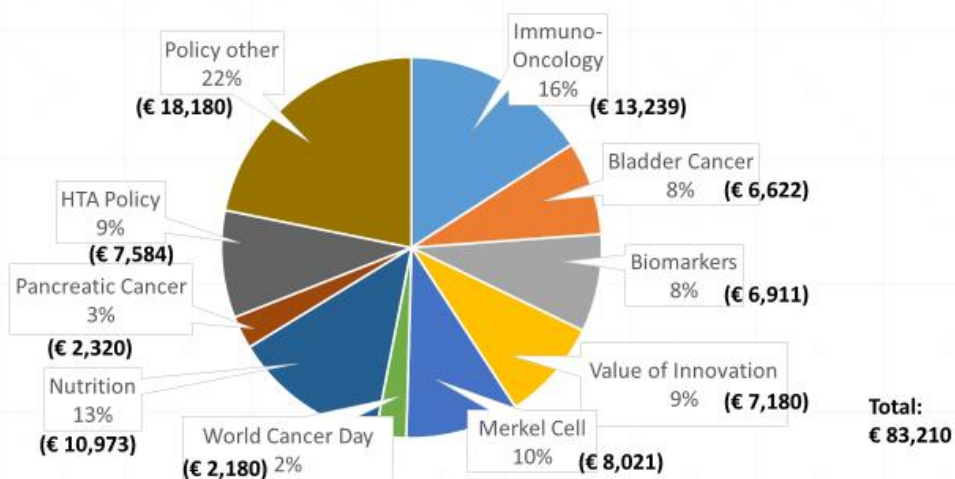


For reimbursements, everyone (staff member, Board member, participant, speaker, etc.) needs to fill out a **reimbursement form** and make sure that all tickets/invoices are attached.

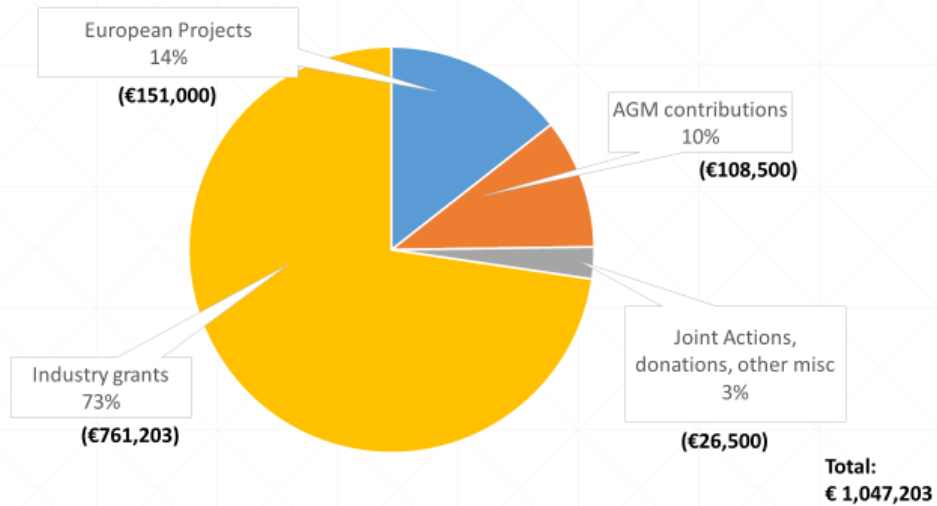
Timesheets for ECPC staff in 2017

- All timesheets related to projects need to be filled in **at least** once per month
- Staff members should always check that they do not pass the **available hours**/person months
- When working on EU projects, staff regularly checks the details of reporting

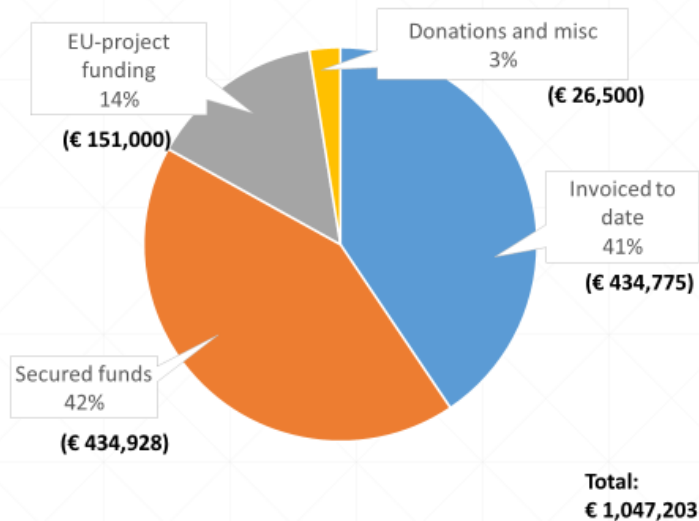
2017 Project expenses



2018 Projected revenue



2018 Projected revenue, cash flow



Revenue	2015	2016	2017
Grants received			
Industry Partners	€ 513.385	€ 492.500	€ 664.100
Non-industry	€ 148.629	€ 100.452	€ 94.510
Other revenue	€ 20.898	€ 14.000	€ 8.400
Total Revenues	€ 682.912	€ 606.952	€ 767.010
Expenses			
Payroll/human resources	€ 189.661	€ 212.787	€ 276.934
• Employer Contributions	€ 60.692	€ 95.342	€ 127.493
• Net salaries	€ 104.314	€ 117.445	€ 149.446
Running costs	€ 69.809	€ 69.111	€ 71.099
• Office rent & maintenance	€ 40.127	€ 37.041	€ 42.169
• Energy consumption	€ 1.524	€ 1.333	€ 1.384
• Office supplies	€ 2.351	€ 2.535	€ 2.414
• IT maintenance & costs	€ 4.908	€ 3.364	€ 4.202
• Telephone & internet	€ 3.062	€ 5.983	€ 4.851
• Website costs	€ 2.003	€ 1.300	in projects
• Fee subscriptions	€ 2.504	€ 1.934	€ 2.379
• Other office costs (printing, coffee machine, postage, etc.)	€ 3.645	€ 1.053	€ 2.678
• Exceptional costs made in order to transfer ECPC from NL to BE	€ 9.685	€ 5.179	
• Legal / Notary costs			€ 3.400
• IT investment		€ 9.390	€ 6.691
• Bank costs			€ 429
• Insurance costs			€ 501
Board	€ 28.037	€ 25.648	€ 24.790
• Board travel	€ 10.066	€ 20.449	€ 18.895
• Board travel advocacy	€ 11.740	€ 5.199	€ 5.895
Awareness	€ 62.663	€ 89.398	€ 12.012
EORTC		€ 21.372	€ 12.012
Waldesian Church Project		€ 27.941	-
Advocacy	€ 41.862	€ 36.961	€ 89.210
• Advocacy	€ 31.445	€ 30.445	€ 6.000
• Staff travels advocacy	€ 6.897	€ 6.516	in projects
• EU lobby for policy	€ 3.520		n/a
Immuno-Oncology		€ 40.085	€ 13.239
Bladder Cancer			€ 6.622
Biomarker Campaign			€ 6.911
Value of Innovation in Oncology			€ 7.180
Merkel Cell			€ 8.021
World Cancer Day			€ 2.180
Nutrition			€ 10.973
Pancreatic Cancer			€ 2.320
HTA Policy			€ 7.584
Policy, other			€ 18.180
Capacity Building	€ 80.325	€ 97.615	€ 107.569
ECPC Annual Meeting 2017	€ 80.325	€ 97.615	€ 107.445
ECPC Newsletter			€ 124
EU funded Projects	€ 32.816	€ 30.054	€ 32.889
• Project travel	€ 13.094	€ 12.811	€ 19.857
• Project publications	€ 2.948	€ 2.292	€ 3.154
• Project conferences & catering	€ 3.662	€ 2.331	€ 2.455
• Other project expenses	€ 13.112	€ 12.620	€ 7.423
Total Expenses	€ 505.173	€ 561.574	€ 614.503
• Deficit/Surplus	€ 163.831	€ 45.378	€ 152.507